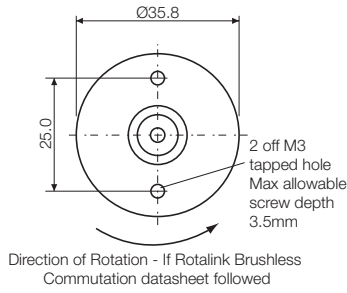


DC Motors

BLB3640-2408

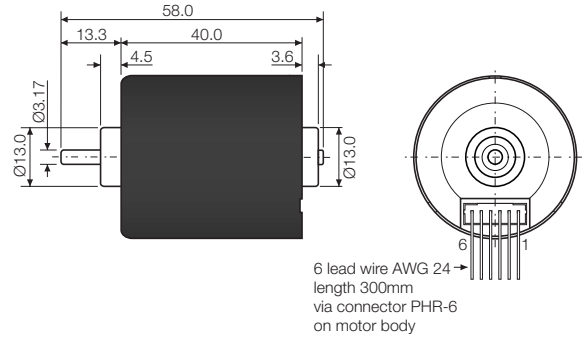
Issue 03:CN5492

Unit: mm



Rotalink

Miniature Motors, Transmission and Control



Performance									
Volts V	No Load		Max Cont. Power at 23°C				Stall		Max Power W
	Speed rpm	Current A	Speed rpm	Current A	Torque mNm	Output W	Torque mNm	Current A	
24	6100	0.09	5064	0.44	15.0	8.0	88.3	2.2	14.1

Performance characteristics and general specification are from calculated data.

General Specification

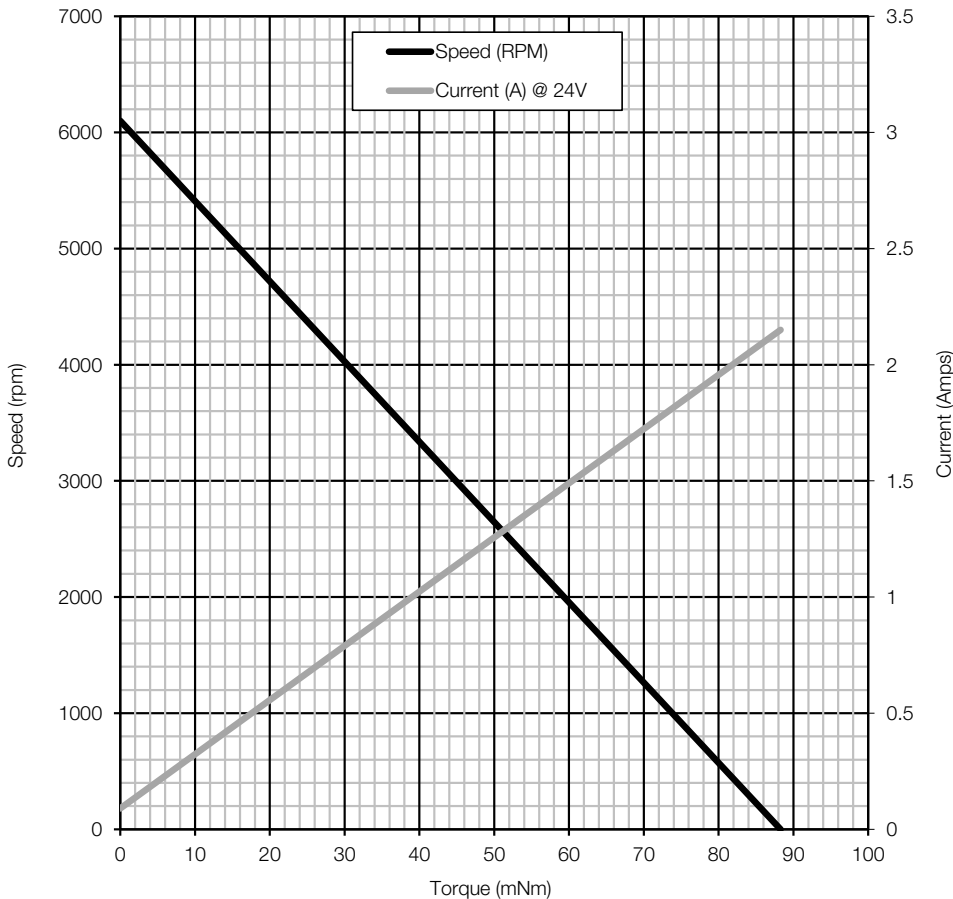
Bearings	Ball race
Commutation	Built-in, with sensors
Rotation	CCW
Number of poles	4
Nominal resistance	8.8 Ω
Nominal Inductance	4.8 mH
Typical max. detent torque	1.5 mNm
Motor weight	150 g

Operating voltage	18-26 V
Signal voltage	0-5 V

Connector Interface

Pin	Signal	Parameters	I/O	Specification
1	Op. Voltage (Red)		IN	18-26 V
2	Tacho Output (Yellow)	VOH	OUT	2V ≤ V _s ≤ 5V, at 5V 4.7 kΩ pull up
		VOL		0.6 V max
		Sink current		3 mA max
		Output pulse		6 pulse/round
3	Direction (White)	VOH	IN	2V ≤ V _s ≤ 5V or open :CCW
		VOL		0.8 V max :CW
4	GND (Black)		IN	
5	Speed Control (Blue)	VOH	IN	2V ≤ V _s ≤ 5V or open :motor stop
		VOL		0.8 V max motor drive
		PWM signal		20 kHz - 30 kHz
6	Brake (Green)	VOH	IN	2V ≤ V _s ≤ 5V or open : off
		VOL		0.8 V max : on

Characteristics



Contact:
www.rotalink.com
info@rotalink.com
 T: +44 (0)1460 72000

Rotalink Limited
 Cropmead, Crewkerne
 Somerset TA18 7HQ, UK

www.rotalink.com

This drawing and any information, descriptions and know how contained hereon (altogether "the drawing") are confidential and are the sole property of Rotalink Limited. Rotalink Limited owns all copyright, design right and all other intellectual property in the drawing and neither the drawing nor any part of it may be disclosed, loaned, copied, used for manufacturing or in relation to tenders or used for any other purpose without the express written permission of Rotalink Limited.

The contents of this data sheet are intended as reference material not product specification and are subject to alteration without prior notice. Please contact our sales team for detailed information.