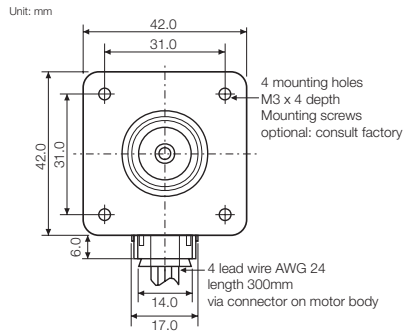


Hybrid Stepping Motors

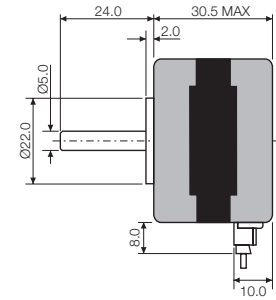
M173118K430

Issue 03:CN3817



Rotalink

Miniature Motors, Transmission and Control

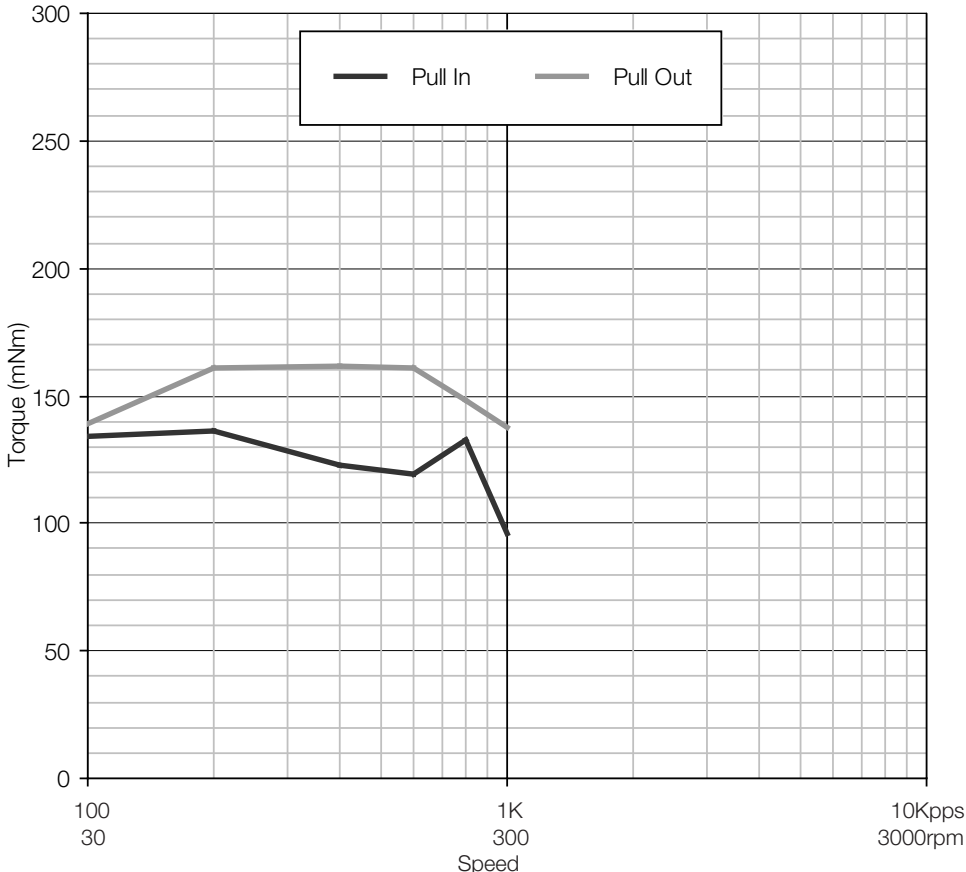


Model Number	Phase voltage (V)	Phase current (A)	Phase resistance (Ω)	Phase inductance (mH)	Detent torque (mNm)	Winding
M173118K430	10.0	0.33	30.0	36.0	8.5	Bi-polar

General Specification

Holding Torque	208.0mNm
Step angle	1.8°
Step accuracy	± 5%
Rotor Inertia	3.4 kgm ² x10 ⁻⁶
Temperature rise	80°C (max.)
Ambient temp. range	-20°C to +50°C
Insulation resistance	100MΩ (min) at 500V DC
Dielectric strength	500V AC 1min
Radial play	0.02mm (max.) with 450g load
Weight	200g

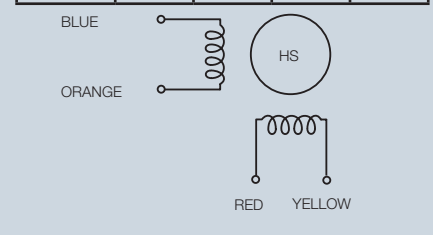
Characteristics



Drive: Full step bi-polar drive @ 30V & nominal phase current
Load Inertia: 0.124x10⁻⁶ kgm²

Full step bi-polar sequence

CW dir.	Step 1	Step 2	Step 3	Step 4
Blue	-	+	+	-
Orange	+	-	-	+
Red	+	+	-	-
Yellow	-	-	+	+



Contact:
www.rotalink.com
info@rotalink.com
T: +44 (0)1460 72000

Rotalink Limited
Cropmead, Crewkerne
Somerset TA18 7HQ, UK

www.rotalink.com

This drawing and any information, descriptions and know how contained hereon (altogether "the drawing") are confidential and are the sole property of Rotalink Limited. Rotalink Limited owns all copyright, design right and all other intellectual property in the drawing and neither the drawing nor any part of it may be disclosed, loaned, copied, used for manufacturing or in relation to tenders or used for any other purpose without the express written permission of Rotalink Limited.

The contents of this data sheet are intended as reference material not product specification and are subject to alteration without prior notice. Please contact our sales team for detailed information.