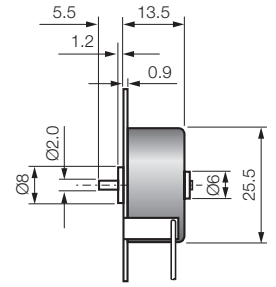
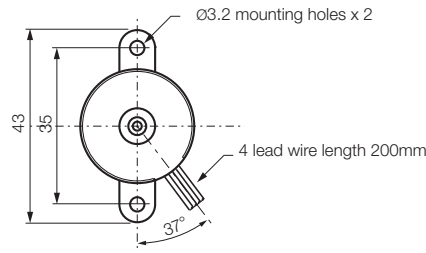


Permanent Magnet Stepping Motors

SB2513-024

Issue 04:CN3815

Units: mm



Model Number	Phase voltage (V)	Phase current (A)	Phase resistance (Ω)	Phase inductance (mH)	Winding
SB2513-024-021-06	6	0.285	21	11	Bi-polar
SB2513-024-085-12	12	0.150	85	44	

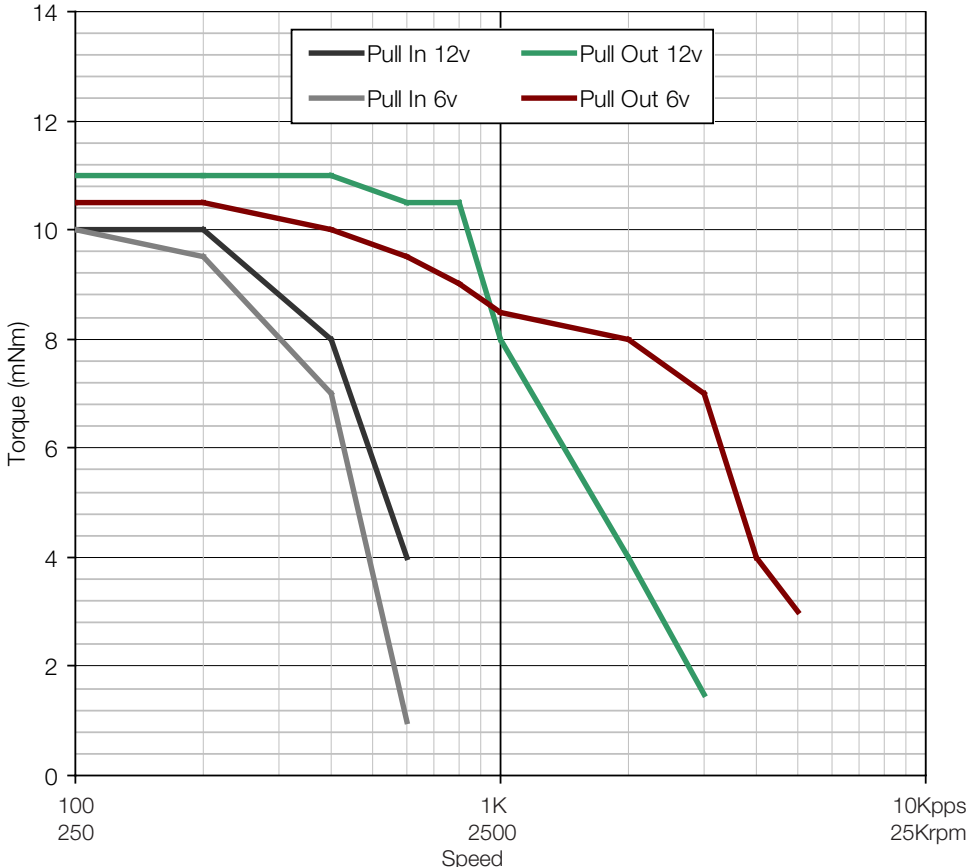
General Specification

Holding torque	10mNm (6V) 12mNm (12V)
Step angle	15°
Rotor Inertia	0.07 kgm ² x10 ⁻⁶
Temperature rise	110°C
Ambient temp. range	-5°C to +40°C
Weight	28g

Motor options

- Alternative voltage/phase resistance
- Alternative shaft lengths
- Alternative lead lengths
- 10 mm front bearing

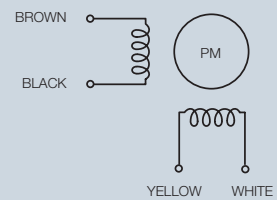
Characteristics



Drive: SM03 full step bi-polar drive @ 40V & nominal phase current
Load Inertia: 18.1x10⁻⁹ kgm²

Full step bi-polar sequence

CW dir.	Step 1	Step 2	Step 3	Step 4
Brown	-	+	+	-
Black	+	-	-	+
Yellow	+	+	-	-
White	-	-	+	+



Contact:

www.rotalink.com
info@rotalink.com
T: +44 (0)1460 72000

Rotalink Limited
Cropmead, Crewkerne
Somerset TA18 7HQ, UK

www.rotalink.com