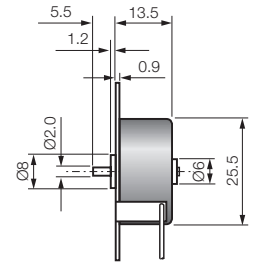
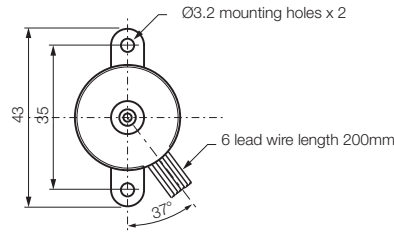


Permanent Magnet Stepping Motors

SU2513-048

Issue 02

Units: mm



Model Number	Phase voltage (V)	Phase current (A)	Phase resistance (Ω)	Phase inductance (mH)	Winding
SU2513-048-021-06	6	0.240	21	6	Uni-polar
SU2513-048-080-12	12	0.150	80	22	

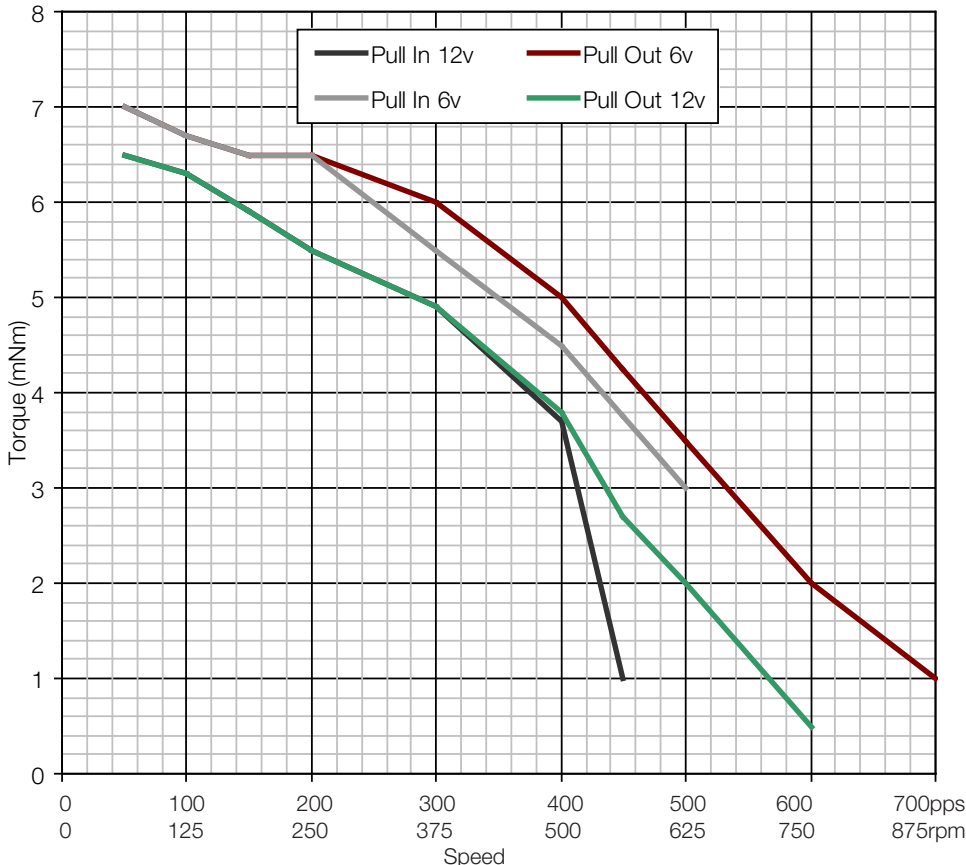
General Specification

Holding torque	15mNm
Step angle	7.5°
Rotor Inertia	0.07 kgm ² x10 ⁻⁶
Temperature rise	80°C
Ambient temp. range	-5°C to +60°C
Weight	28g

Motor options

- Alternative voltage/phase resistance
- Alternative shaft lengths
- Alternative lead lengths
- 10 mm front bearing

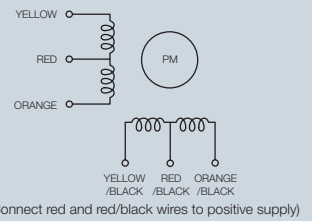
Characteristics



Drive: SM02 full step uni-polar drive @ nominal phase voltage & current
Load Inertia: 18.1x10⁻⁹ kgm²

Full step uni-polar sequence

CW dir.	Step 1	Step 2	Step 3	Step 4
Yellow	Off	On	On	Off
Orange	On	Off	Off	On
Yel/Blk	Off	Off	On	On
Org/Blk	On	On	Off	Off



Contact:

www.rotalink.com
info@rotalink.com
T: +44 (0)1460 72000
F: +44 (0)1460 74278

Rotalink Limited
Cropmead, Crewkerne
Somerset TA18 7HQ, UK

www.rotalink.com