

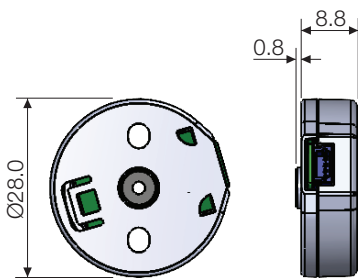
Control of DC Motors

Incremental Encoder (Hall Effect)

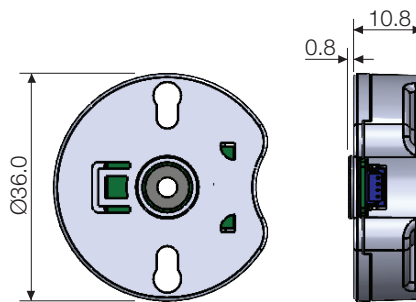
Issue: 07:CN5941

P1 of 2

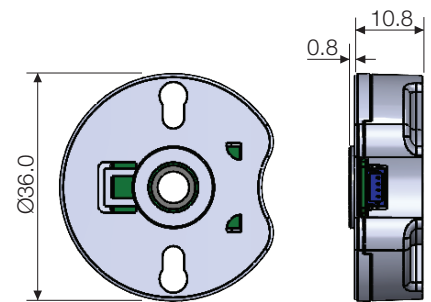
Units: mm



D24 - D29 motors



D36 motors



D45 motors

The incremental encoder is available across our modular range of brushed and brushless dc motors and gearboxes. The encoder offers 8 ppr in single or dual channel configurations.

A magnetic design based around a pair of hall effect sensors, the encoder can successfully operate over a wide range of temperatures. The encoder can directly drive TTL logic.

General Specification

Number of Channels	1 or 2
Pulses per Channel per Motor rev.	8
Output	TTL
Supply Voltage	5 Vdc $\pm 10\%$
Frequency Range	up to 20Khz
Operating Temperature	-40 to +80°C
Max motor speed	15,000rpm




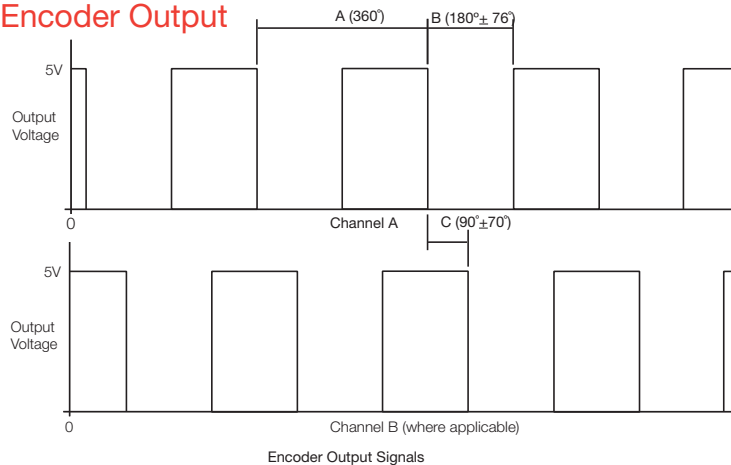
Control of DC Motors

Incremental Encoder (Hall Effect)

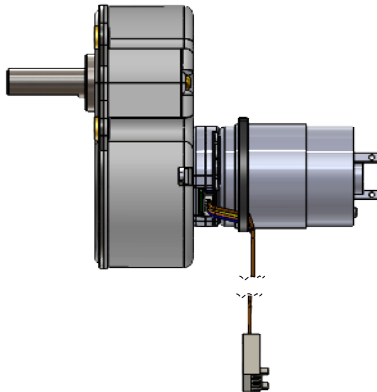
Issue: 07:CN5941

P2 of 2

Typical Encoder Output



Typical Applications



330 Gearbox with 28mm encoder and D2938 motor

Connector Pin Sequence

+5V	Pin 1
Channel A	Pin 2
Channel B (where applicable)	Pin 3
Ground	Pin 4

Wiring Colour Code

+5V	Brown
Channel A	Yellow
Channel B (where applicable)	Orange
Ground	Blue

(For stock 300mm wiring loom)

EMC Information

The encoder has met and exceeded the pre-compliance EMC tests for emission and immunity to:

- EN55022 Radiated emissions, Class A – residential
- EN61000-4-3 Radiated immunity, Level 3 (10V/m)
- EN 61000-4-6 Conducted Radio Frequency (RF) immunity, Level 3 (10V/m) 150kHz to 80MHz
- Fast transient burst, tested at 500V, 1kV and 2kV

Contact:

www.rotalink.com
info@rotalink.com
T: +44 (0)1460 72000

Rotalink Limited
Cropmead, Crewkerne
Somerset TA18 7HQ, UK